



DISLIBROS

¡Aprendiendo para la vida!




Express Publishing

Welcome

to America

Welcome your
young learners
to the world of English!
Student Book & Workbook



Express Publishing

The Welcome to America (Student Book & Workbook) series encourages young learners to be actively involved in learning English!

It offers young learners a gradual introduction to the English language and enables them to explore it in a pleasant and secure environment.

Key Features

- Carefully controlled grammatical syllabus integrating all four skills
- Memorable and enjoyable presentation of language through colorful flashcards and posters
- Loveable characters in everyday situations
- Appealing songs, chants and games to present, practice and review the key language
- Circle-time activities
- Total Physical Response Activities
- Projects and guided authentic writing
- Craftwork, promoting hands-on approach
- An introduction to the American way of life
- Cross-curricular sections, gradually developing content-oriented language skills
- Review at the end of each module
- Built-in Workbooks with all-four-skills practice
- Hand puppet (Masid)

All levels are
accompanied
by Flashcards,
Posters,
Audio CDs,
Fully animated
DVDs


Welcome

to America

1

**Student Book
& Workbook**

Jenny Dooley - Virginia Evans



Express Publishing



Pretty colors!

1 Listen. Point. Repeat.

Clear presentation of the new language

a white star

a green square

a pink circle

a red heart

a blue triangle

2 Listen. Draw. Talk with your friend.

What color is your triangle?



Pink!

Activation of the new language through multi-sensory tasks


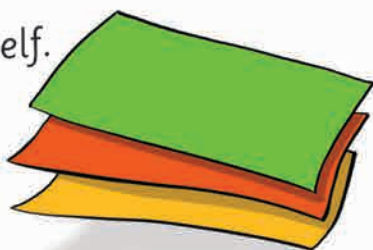


3  Listen and color. Sing along!



Craft corner

Make a headband for yourself.



Craftwork to encourage students to use their imaginations in a productive way



4  Sing and do.

TPR songs to help students activate the new language in an enjoyable way

1 One, **2** two, me and you!

1 One, **2** two, **3** three, you and me!

4 Four, **5** five, do the jive!

6 Six, **7** seven, **8** eight, wait, wait, wait!

9 Nine, **10** ten, let's start again!




5  Let's play!

Who is missing?



Circle-time activities

6 Listen and read.



Cecil's house is green and blue.



And Cecil's house is
number two.



Cecil's going to school today!



Goodbye Cecil.
Have a nice day!



Welcome to the USA!



Students explore the American as well as their own culture

 Read.



This is the Stars and Stripes. It's the American flag. It's red, white and blue.

Project Time


 Read. Then, write about yourself.



My favorite color is yellow.



sun



banana



flower




About Me!

My favorite color is

1  Sing along!

The Rainbow!

Nursery songs to
consolidate and extend
the new language in
every unit

 Rainbow **purple**,

Rainbow **blue**, 

 Rainbow **green**,

And **yellow**, too! 

 Rainbow **orange**,

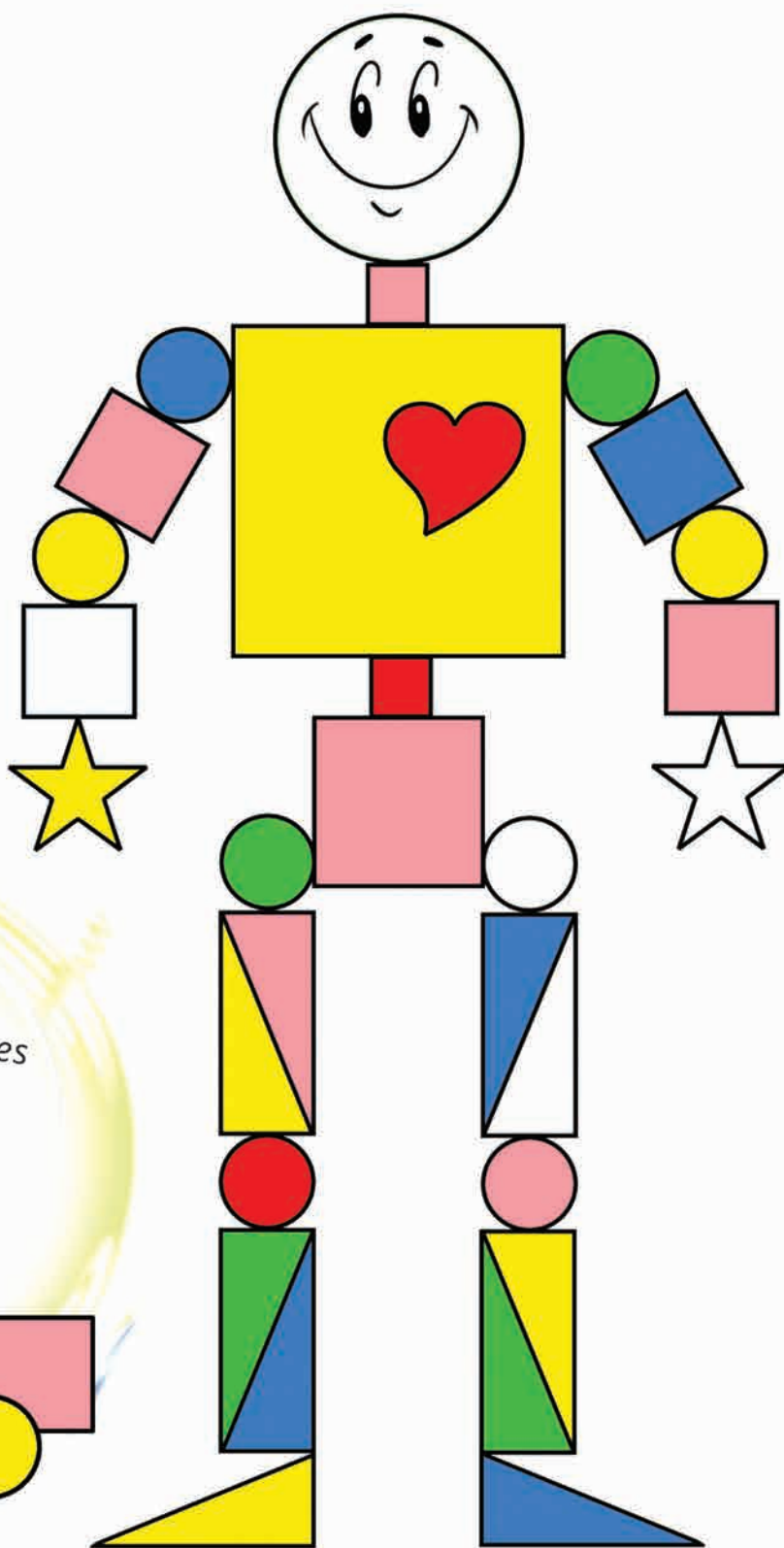
Rainbow **red**, 

Rainbow shining overhead!

2 Read again and color.




3 How many? Count and write.




- triangles
- circles
- squares
- stars
- heart

The Welcome to America 1 (Student Book & Workbook) provides practice in all four skills. There is also a starter unit on the alphabet.



Student Book



Teacher's Book



Flashcards



DVD



Class CD

Key Features

- Cartoon story in every unit
- Stickers
- Nursery songs
- A built-in story,



told in rhyme within the Student Book




Posters

Welcome

to America

2



**Student Book
& Workbook**

Jenny Dooley - Virginia Evans



Express Publishing

Contents

Starter Unit: My Alphabet! (pp. 4-9)

In this module you will...

	learn, read and talk about...	learn how to...	practice...	write...
Module 1: Meetings and Greetings! (pp. 10-17)	<ul style="list-style-type: none"> Oscar meeting Eddy Oscar meeting the rest of the characters on his first day of school Cindy the USA (Culture Channel) flags and maps (Around the School!) 	<ul style="list-style-type: none"> greet other people introduce yourself and others ask for other people's names identify people say your name 	<ul style="list-style-type: none"> simple present of the verb 'to be' spelling 	<ul style="list-style-type: none"> about yourself about your country

Module check 1 (pp. 18-19)

In this module you will...

	learn, read and talk about...	learn how to...	practice...	write...
Module 2: Family and Friends! (pp. 20-27)	<ul style="list-style-type: none"> Wendy and her family, families friends and their possessions, numbers Masid's family the Flintstones (Culture Channel) family graphs (Around the School!) 	<ul style="list-style-type: none"> identify family members introduce your family and friends talk about possessions ask for and give phone numbers 	<ul style="list-style-type: none"> possessive adjectives possessive case numbers (1-10) 	<ul style="list-style-type: none"> about your family

Module check 2 (pp. 28-29)

In this module you will...

	learn, read and talk about...	learn how to...	practice...	write...
Module 3: House and Home! (pp. 30-37)	<ul style="list-style-type: none"> Cindy's dollhouse where people and objects are Tom's bedroom Graceland (Culture Channel) model rooms (Around the School!) 	<ul style="list-style-type: none"> talk about locations identify rooms and furniture 	<ul style="list-style-type: none"> prepositions of place 	<ul style="list-style-type: none"> a description of your room

Module check 3 (pp. 38-39)

In this module you will...

	learn, read and talk about...	learn how to...	practice...	write...
Module 4: Happy Birthday! (pp. 40-47)	<ul style="list-style-type: none"> Eddy's birthday Eddy's presents birthday cards children's games in the USA (Culture Channel) a balloon trick (Around the School!) 	<ul style="list-style-type: none"> offer and thank people for presents talk about birthdays ask and answer questions about age 	<ul style="list-style-type: none"> simple present of the verb 'to be' numbers (11-20) 	<ul style="list-style-type: none"> a birthday card

Module check 4 (pp. 48-49)

In this module you will...

	learn, read and talk about...	learn how to...	practice...	write...
Module 5: Dressed for the Job! (pp. 50-57)	<ul style="list-style-type: none"> • preparations for the show • clothes • jobs • people at work (Culture Channel) • school workers (Around the School!) 	<ul style="list-style-type: none"> • talk about clothes and their sizes • talk about possessions • describe jobs and related clothes 	<ul style="list-style-type: none"> • adjectives • this/these • possessive pronouns 	<ul style="list-style-type: none"> • about your mother/father

Module check 5 (pp. 58-59)

In this module you will...

	learn, read and talk about...	learn how to...	practice...	write...
Module 6: All the Things I Can Do! (pp. 60-67)	<ul style="list-style-type: none"> • abilities • the characters' visit to the Eiffel Tower • what Tom can/can't do • a dude ranch (Culture Channel) • capital cities (Around the School!) 	<ul style="list-style-type: none"> • talk about abilities • make suggestions • ask and answer questions about what people can/can't do 	<ul style="list-style-type: none"> • the verb 'can' • let's 	<ul style="list-style-type: none"> • about the things you can do

Module check 6 (pp. 68-69)

In this module you will...

	learn, read and talk about...	learn how to...	practice...	write...
Module 7: The Way We Look! (pp. 70-77)	<ul style="list-style-type: none"> • the visit to planet Ziccom • Masid's magic spell • Tom's monster • space heroes (Culture Channel) • the moon (Around the School!) 	<ul style="list-style-type: none"> • talk about parts of the body • describe physical appearance 	<ul style="list-style-type: none"> • the verb 'have' 	<ul style="list-style-type: none"> • a description of your monster

Module check 7 (pp. 78-79)

Merry Christmas!	p. 80
Greetings from ... !	p. 82

Workbook

Module 1	p. 85
Module 2	p. 88
Module 3	p. 91
Module 4	p. 94
Module 5	p. 97
Module 6	p. 100
Module 7	p. 103
Let's play!	p. 106
Word list	p. 108
Certificate of Achievement	p. 111

7



bed



bedroom



bathtub

bathroom

A dollhouse!



2 Listen and answer.

1 Who's in the bedroom?

2 Who's in the bathroom?

3 Now, listen again and read.

Students follow the adventures of a group of friends and their mischievous genie




New vocabulary is always presented at the beginning of the unit



chair

kitchen



bookcase

living room



swing

yard



4 Read and practice.



5 Read and write.

- | | |
|--|--|
| 1 He is my brother.
He's my brother. | 4 my father.
..... my father. |
| 2 my mother.
..... my mother. | 5 my pen.
..... my pen. |
| 3 my bike.
..... my bike. | 6 my sister.
..... my sister. |

Grammar

He is a boy.
He's a boy.

She is a girl.
She's a girl.

It is a house.
It's a house.

6 Listen and color.



7 Ask and answer.

- 1 A: What color is the bed?
B: It's yellow.
- 2 A: What?
B: It's
- 3 A: What?
B: It's
- 4 A: What?
B: It's

8



sofa



armchair




cupboard

Where's Masid?


2 Listen and choose.

- 1 What's in the living room? 2 What's in the kitchen?
 a) a tree a) a tree
 b) a chair b) an armchair


3 Now, listen again and read.




Cindy: Look at my dollhouse now!
 Lin: There's an armchair in the bathroom!



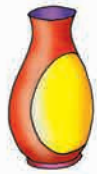
Wendy: Look in the living room!
 Cindy: There's a chair on the sofa!



Lin: What's in the kitchen?
 Cindy: Oh, no! There's a tree in the kitchen!



Cindy: And where's Masid?
 Wendy: He's in the cupboard!



vase



cap



tree



4 Read and write: a or an.



1 cap



2 apple



3 umbrella



4 egg



5 table



6 orange

Grammar

a chair



an armchair



an + a, e, i, o, u

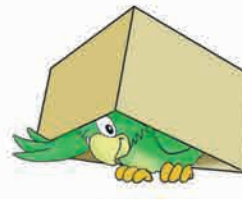
Clear and simple grammar presentation



on



in



under

5 Read and practice.



1



2



3

1 A: Where's Masid?
B: He's in the armchair.



4



5

9



lamp



rabbit

My room!

2 Read and write. Then, listen and check.



Hi! I'm Tom and this is my bedroom. There is a big 1) in my bedroom.

It's 2) Blue is my favorite

color! There is a 3) and a

4) The table is black and the chair is 5)

There is a nice 6) on the table. It's 7)

Look at my 8) , Pinky! He's on the bed. Ha, ha! He's

very funny!

Students are gently and gradually introduced to reading and writing

3 Talk with your friends.

Portfolio

4 Write about your bedroom.

This is my bedroom. There is a green bed in my bedroom ...



Hi! I'm Sara and this is my bedroom. There
a blue
.....

The Portfolio activities enable students to express their personal feelings and share their experiences with their classmates

5  **Listen and repeat.**

Where is the **White** House and **who** lives in it?



6  **Let's sing!**

Lively song to consolidate the new language.



Where, oh where,
Is my teddy bear?
Is he in the living room?
Is he in the pink bathroom?

Where, oh where,
Is my teddy bear?
In the kitchen, on the chair?
In my favorite blue armchair?

Where are you,
My little Ted?
Here you are,
Under my bed!

7 **Where are the teddy bears?**
Use: **chair, bed, table.**

- 1 Claire is on the
- 2 Gable is under the
- 3 Fred is in the

Students explore the American as well as their own culture

Graceland!

1 Read and answer.

- 1 Where is Graceland?
- 2 What color is Elvis' Cadillac?



CULTURE CHANNEL

Graceland
HOME OF ELVIS A. PRESLEY
3717

Elvis' home

Graceland, Elvis Presley's home, is in Memphis, Tennessee. Here is what you can see there:

Elvis' pink Cadillac



Elvis' grave



Elvis' living room



Elvis' gold records and costumes

Thousands of people visit Graceland every year. In fact, the only house in America that has more visitors is the White House!

ZOOM IN

2 Write about a famous building in your country.

Include:

- name
- short description
- pictures/photographs

Around the School! (Art)


Students use English to explore other subject areas

- Model Room! Use small boxes to make a model of your room.



Enjoyable games to consolidate the new language in a fun way

Let's Play!



Where's my rabbit?

Is it in the kitchen?

No, it's not.

Yes, it is.

Yes, it is.

Is it in the bedroom?

Is it under the bed?

Module check 3

Revision at the end of every module

★ Vocabulary

1 Look, read and write. (20 points)

- O Where's the red genie? In the **living room**.
 1 Where's the yellow genie? In the
 2 Where's the green genie? In the
 3 Where's the blue genie? In the
 4 Where's the black genie? In the

20



2 Look, read and choose. (20 points)



- O A It's a sofa.
 B It's a vase.



- 1 A It's a parrot.
 B It's a frog.



- 2 A It's a tree.
 B It's a kite.



- 3 A It's a rabbit.
 B It's a dog.



- 4 A It's a chair.
 B It's an armchair.

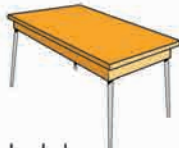


- 5 A It's a cat.
 B It's a cap.

★ Language in Use

3 Fill in: a or an. (10 points)

20



O a table



1 orange



2 vase



3 tree



4 apple



5 armchair

10

4 Look, read and circle.

(20 points)



O Where's Masid?
He's **on** /in the sofa.



1 Where's the parrot?
It's **under**/on the box.



2 Where's the frog?
It's **under**/in the vase.



3 Where's Cindy?
She's **in**/on the armchair.



4 Where's Masid?
He's **on**/under the table.

20

★ Communication

5 Look, ask and answer. Then write. (10 points)



A: What's in the
O) **kitchen**?
B: A chair.
A: What color is it?
B: O) **yellow**.



A: What's in the
bedroom?
B: 1)
A: What color is it?
B: 2)

10

★ Reading and Writing

6 Look, read and write.

(20 points)


Hi, I'm Ann and this is my O) 

bedroom. It's very big! There is a

pink 1) , a

black 2)  and a

red 3)  in my

bedroom. There is a nice 4) 

..... on the table. It's red

and yellow! Look at my parrot,

Polly! She's on the 5) 

20


Total 100

✓ Now I can...

- talk about rooms and furniture.
- say the names of colors.
- ask about and say where things are.
- write about my bedroom.

3

4 Listen and draw a line.



5 Look, read and answer. Then, write.



Where's the teddy bear? 4
It's **on** the chair.



Where's the cap?
It's the swing.



Where's the rabbit?
It's the hat.



Where's the vase?
It's the table.



Where's the parrot?
It's the box.





Where's Masid?
He's the vase.



6 Fill in: **a** or **an**.



- | | | |
|--------------------|------------------|---------------|
| 1 an orange | 4 apple | 7 egg |
| 2 bike | 5 cupboard | 8 table |
| 3 sofa | 6 umbrella | 9 cap |

7 Read and write the word.

Hello! I'm Sally and this is our living room. There is a 1) 

sofa in the room. There is an 2)  and a brown

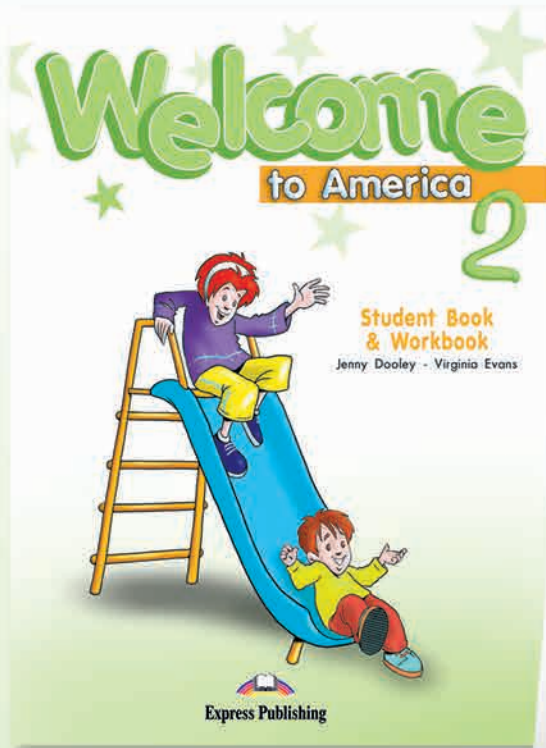
3) , too! There is a 4)  and

there is a red 5)  on it. Look at my 6) 


..... ! Her name is Fluffy. She's very funny!

8 Read again and write **yes** or **no**.

- | | |
|--|------------|
| 1 There is a sofa in the living room. | yes |
| 2 There are two bookcases. | |
| 3 There is a table. | |
| 4 There is a yellow vase on the table. | |
| 5 The cat's name is Fluffy. | |



Student Book




Teacher's Book



DVD



Class CDs



Flashcards



Posters


Welcome

to America

3

Student Book
& Workbook

Jenny Dooley - Virginia Evans



Express Publishing

Contents

Starter Unit: Getting to know you! (pp. 4-9)

In this module you will...

Module 1:
Something
to Eat!
(pp. 10-17)

learn, read and talk about...	learn how to...	practice...	write...
<ul style="list-style-type: none"> Oscar and Eddy looking for some food to eat children's meal at Burger World Eddy's note to his mom American breakfast (Culture Channel) places that serve breakfast (Around the School!) 	<ul style="list-style-type: none"> talk about food ask about and comment on food order food 	<ul style="list-style-type: none"> some - any there is - there are countable - uncountable nouns 	<ul style="list-style-type: none"> a note about a typical breakfast in your country

Module check 1 (pp. 18-19)

In this module you will...

Module 2:
Hot and
Cold!
(pp. 20-27)

learn, read and talk about...	learn how to...	practice...	write...
<ul style="list-style-type: none"> Lin's conversation with her mom over the phone Masid's joke on Eddy and Oscar children's postcards to their parents the weather in the US (Culture Channel) music (Around the School!) 	<ul style="list-style-type: none"> talk about the weather describe actions happening now ask and answer about present activities talk about vacation activities 	<ul style="list-style-type: none"> present progressive 	<ul style="list-style-type: none"> a postcard from your summer vacation about the weather in your country

Module check 2 (pp. 28-29)

In this module you will...

Module 3:
Day to
Day!
(pp. 30-37)

learn, read and talk about...	learn how to...	practice...	write...
<ul style="list-style-type: none"> Oscar meeting Eddy to play basketball watching a TV program Helen Sander's typical day schools in the US (Culture Channel) days people were born on (Around the School!) 	<ul style="list-style-type: none"> say the days of the week talk about time and daily routines 	<ul style="list-style-type: none"> simple present prepositions of time (at - in - on) 	<ul style="list-style-type: none"> about Masid's typical day about your school life

Module check 3 (pp. 38-39)

In this module you will...

Module 4:
All Year
Round!
(pp. 40-47)

learn, read and talk about...	learn how to...	practice...	write...
<ul style="list-style-type: none"> Wendy planting some seeds Wendy, Tom, Eddy and their favorite seasons Cindy's letter to her pen pal winter and summer activities in Vermont, US (Culture Channel) fruits/vegetables that grow above/below the ground (Around the School!) 	<ul style="list-style-type: none"> talk about months/seasons describe actions related to seasons give and follow instructions talk about likes and dislikes 	<ul style="list-style-type: none"> simple present imperative like doing - don't like doing 	<ul style="list-style-type: none"> a letter to a pen pal about winter and summer activities in your country

Module check 4 (pp. 48-49)

Contents

In this module you will...

Module 5:
The Call of
the Wild!
(pp. 50-57)

learn, read and talk about...	learn how to...	practice...	write...
<ul style="list-style-type: none"> • Tom talking about his pet rabbit • Tom's journey to Africa • wild animals • nighttime animals (Culture Channel) • animals that hibernate (Around the School!) 	<ul style="list-style-type: none"> • describe animals (pets and wild) • say what an animal can/can't do • talk about animals' eating habits 	<ul style="list-style-type: none"> • adjectives • can/can't • short answers 	<ul style="list-style-type: none"> • about your pet/favorite animal • about an animal that lives in your country

Module check 5 (pp. 58-59)

In this module you will...

Module 6:
Snack Time!
(pp. 60-67)

learn, read and talk about...	learn how to...	practice...	write...
<ul style="list-style-type: none"> • preparations for a picnic • Blackbeard the pirate • Jamal's favorite chicken sandwich • barbecues in the US (Culture Channel) • faces made out of different pasta shapes (Around the School!) 	<ul style="list-style-type: none"> • ask and answer questions about how much food/how many food items you have • shop for food • ask and answer questions for personal information 	<ul style="list-style-type: none"> • countable - uncountable nouns • how much - how many • question words 	<ul style="list-style-type: none"> • about your favorite sandwich • about what you eat at a barbecue or a picnic in your country

Module check 6 (pp. 68-69)

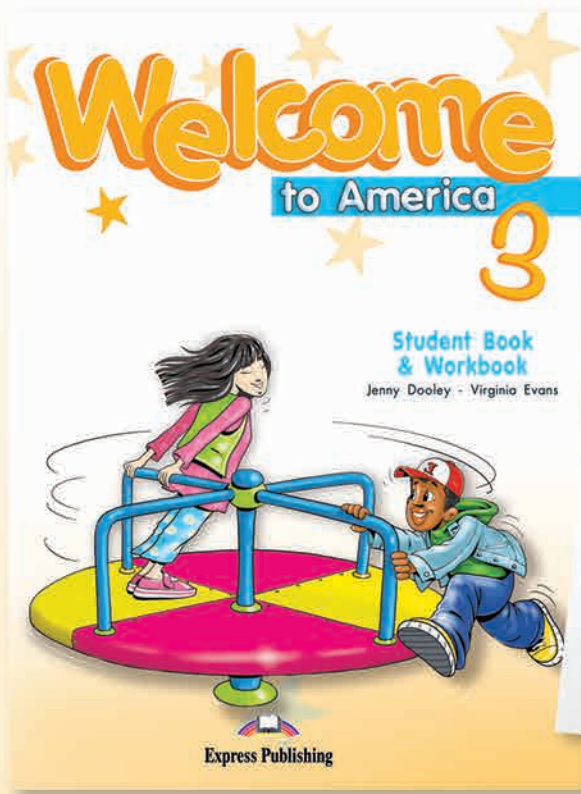
In this module you will...

Module 7:
Magic
Moments!
(pp. 70-77)

learn, read and talk about...	learn how to...	practice...	write...
<ul style="list-style-type: none"> • Lin's photo album • Oscar winning the gold medal • Masid's vacation photos • trailers (Culture Channel) • the history of the Olympic Games (Around the School!) 	<ul style="list-style-type: none"> • talk about vacation photographs • talk about sports and sport timetables 	<ul style="list-style-type: none"> • personal object pronouns • simple present vs. present progressive 	<ul style="list-style-type: none"> • about your vacation photos • about a typical family vacation in your country

Module check 7 (pp. 78-79)

Happy Halloween!	pp. 80-81
Happy New Year!	pp. 82-83
Workbook	pp. 84-105
Let's Play!	pp. 106-107
Word list	pp. 108-110
Certificate of Achievement.....	p. 111



Student Book



Teacher's Book



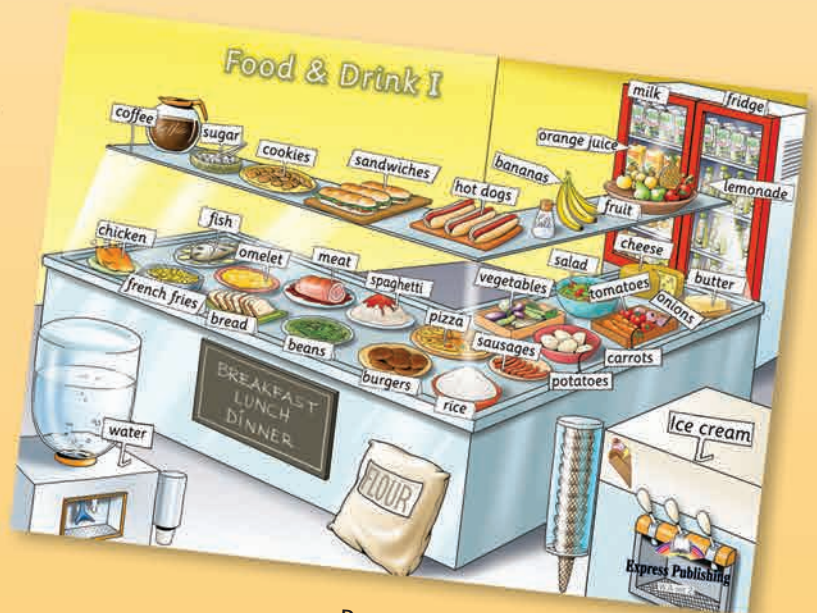
DVD



Class CDs



Flashcards



Posters

Welcome

to America

4

Student Book
& Workbook

Jenny Dooley - Virginia Evans



Express Publishing

Contents

In this module you will...

	learn, read and talk about...	learn how to...	practice...	write...
Starter Module: Welcome back! (pp. 4-9)	<ul style="list-style-type: none"> • <i>friends meeting up</i> • <i>Manuel, Wendy's new friend</i> • <i>an e-mail message</i> 	<ul style="list-style-type: none"> • <i>talk about countries and nationalities</i> • <i>talk about presents and their origin</i> • <i>describe someone's physical appearance</i> 	<ul style="list-style-type: none"> • <i>the verb 'to be'</i> • <i>the verb 'to have'</i> • <i>numbers (1-20)</i> • <i>possessive case</i> • <i>colors</i> 	<ul style="list-style-type: none"> • <i>an e-mail message</i>

In this module you will...

	learn, read and talk about...	learn how to...	practice...	write...
Module 1: Getting There! (pp. 10-17)	<ul style="list-style-type: none"> • <i>going to Cindy's new house</i> • <i>helping Cindy with her new room</i> • <i>an invitation to a party</i> • <i>the White House (Culture Channel)</i> • <i>the Geography of Central and South America (Around the School!)</i> 	<ul style="list-style-type: none"> • <i>ask and give directions</i> • <i>talk about location</i> 	<ul style="list-style-type: none"> • <i>there is/are</i> • <i>prepositions of place</i> • <i>imperative</i> • <i>pronouns and adjectives</i> 	<ul style="list-style-type: none"> • <i>an invitation for your new house</i> • <i>about a famous building in your country</i>

Module Check 1 (pp. 18-19)

In this module you will...

	learn, read and talk about...	learn how to...	practice...	write...
Module 2: Play the Game! (pp. 20-27)	<ul style="list-style-type: none"> • <i>Eddy frightening the girls</i> • <i>getting dressed for Halloween</i> • <i>rules for Jake's room</i> • <i>Halloween (Culture Channel)</i> • <i>candy apples (Around the School!)</i> 	<ul style="list-style-type: none"> • <i>talk about actions happening now</i> • <i>talk about abilities</i> • <i>ask for, give or refuse permission</i> 	<ul style="list-style-type: none"> • <i>present progressive</i> • <i>'can'</i> • <i>too + adjective</i> 	<ul style="list-style-type: none"> • <i>rules for your room</i> • <i>about a special event in your country</i>

Module Check 2 (pp. 28-29)

In this module you will...

	learn, read and talk about...	learn how to...	practice...	write...
Module 3: A Special Day! (pp. 30-37)	<ul style="list-style-type: none"> • <i>children joining a surprise party</i> • <i>grandma Alima's birthday</i> • <i>an invitation to a surprise party</i> • <i>weddings (Culture Channel)</i> • <i>important dates (Around the School!)</i> 	<ul style="list-style-type: none"> • <i>talk about birthdays and dates</i> • <i>talk about age</i> 	<ul style="list-style-type: none"> • <i>numbers (10-100)</i> • <i>this/that - these/those</i> • <i>ordinals</i> • <i>question words</i> 	<ul style="list-style-type: none"> • <i>an invitation for a birthday party</i> • <i>a wedding in your country</i>

Module Check 3 (pp. 38-39)

Contents

In this module you will...

Module 4:
On Sale
Today!
(pp. 40-47)

learn, read and talk about...	learn how to...	practice...	write...
<ul style="list-style-type: none"> shopping for the school bazaar the school bazaar a poster advertising the school bazaar Mall of America (Culture Channel) US dollars (Around the School!) 	<ul style="list-style-type: none"> ask people to buy some food shop for food ask for and give prices order food 	<ul style="list-style-type: none"> countable - uncountable nouns containers plurals 	<ul style="list-style-type: none"> about a school bazaar about a shopping center in your country

Module Check 4 (pp. 48-49)

In this module you will...

Module 5:
What's the
Subject?
(pp. 50-57)

learn, read and talk about...	learn how to...	practice...	write...
<ul style="list-style-type: none"> Oscar and Eddy's day at school a Science class Cindy's favorite day Schools in the USA (Culture Channel) The five senses (Around the School!) 	<ul style="list-style-type: none"> tell time talk about school subjects and which you like/don't like talk about daily routines 	<ul style="list-style-type: none"> present simple prepositions of time (at-in-on) adverbs of frequency 	<ul style="list-style-type: none"> about your favorite day about schools in your country

Module Check 5 (pp. 58-59)

In this module you will...

Module 6:
At Work, At
Play!
(pp. 60-67)

learn, read and talk about...	learn how to...	practice...	write...
<ul style="list-style-type: none"> Wendy and Cindy meeting Mr. Black, the firefighter meeting Mr. Black in the park Mr. Mills, the mailman popular hobbies (Culture Channel) careers (Around the School!) 	<ul style="list-style-type: none"> talk about daily routines and present activities talk about professions express preferences for free-time activities 	<ul style="list-style-type: none"> simple present vs. present progressive want to be why - because like doing 	<ul style="list-style-type: none"> about Miss Sweet, the baker about a popular hobby in your country

Module Check 6 (pp. 68-69)


In this module you will...

Module 7:
Memory
Lane!
(pp. 70-77)

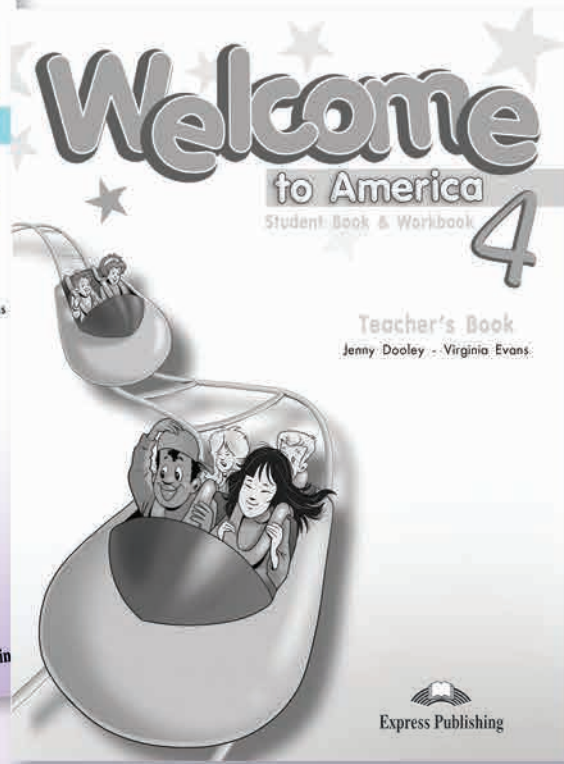
learn, read and talk about...	learn how to...	practice...	write...
<ul style="list-style-type: none"> what the children were like as babies what the town was like fifty years ago changes in a town over the years the Big Apple (Culture Channel) street games (Around the School!) 	<ul style="list-style-type: none"> describe what you were like as a baby talk about the past identify changes in a place over the years 	<ul style="list-style-type: none"> simple past of 'to be' adjectives there was/ there were 	<ul style="list-style-type: none"> a description of a town, now and then what your town was like a hundred years ago

Module Check 7 (pp. 78-79)

A Very Merry Christmas!	pp. 80-81
Valentine's Day!	pp. 82-83
Workbook	pp. 84-105
Let's Play!	pp. 106-107
Word List	pp. 108-110
Certificate of Achievement	p. 111



Student Book




Teacher's Book



DVD



Class CDs



Flashcards



Posters


Welcome

to America

5

**Student Book
& Workbook**

Jenny Dooley - Virginia Evans



Express Publishing

Contents

Starter Unit: Together again! (pp. 4-9)

In this module you will...

	learn, read and talk about...	learn how to...	practice...	write...
Module 1: It's a chore! (pp. 10-17)	<ul style="list-style-type: none"> Oscar telling Eddy about his chores Eddy helping out at home Teresca's life at college household chores in the USA (Culture Channel) recycling (Around the School!) 	<ul style="list-style-type: none"> talk about everyday chores describe actions happening at the time of speaking 	<ul style="list-style-type: none"> simple present present progressive adverbs of frequency 	<ul style="list-style-type: none"> a letter to a friend about your week about household chores in your country

Module check 1 (pp. 18-19)

In this module you will...

	learn, read and talk about...	learn how to...	practice...	write...
Module 2: Animal World (pp. 20-27)	<ul style="list-style-type: none"> children visiting Kenzo's farm wild animals the blue whale the Columbus Zoo & Aquarium (Culture Channel) how milk gets from the cows to your doorstep (Around the School!) 	<ul style="list-style-type: none"> talk about farm and wild animals compare animals/people 	<ul style="list-style-type: none"> comparisons superlatives 	<ul style="list-style-type: none"> about the cheetah about a zoo in your country

Module check 2 (pp. 28-29)

In this module you will...

	learn, read and talk about...	learn how to...	practice...	write...
Module 3: Get Well Soon! (pp. 30-37)	<ul style="list-style-type: none"> Eddy not feeling well Eddy's visit to the doctor Oscar's advice to Cindy The Greenhouse, a spa in the USA (Culture Channel) food that acts as medicine (Around the School!) 	<ul style="list-style-type: none"> talk about illnesses give orders give advice 	<ul style="list-style-type: none"> should/ shouldn't must/ mustn't 	<ul style="list-style-type: none"> a letter to a sick friend giving advice about a spa in your country

Module check 3 (pp. 38-39)

In this module you will...

	learn, read and talk about...	learn how to...	practice...	write...
Module 4: I Remember It Well! (pp. 40-47)	<ul style="list-style-type: none"> children's weekend Oscar's experience at the circus Wendy's experience in Spain landing on the moon (Culture Channel) a famous seal (Around the School!) 	<ul style="list-style-type: none"> talk about the past talk about past activities 	<ul style="list-style-type: none"> simple past (regular) 	<ul style="list-style-type: none"> about your vacation last summer where you were when an important event happened

Module check 4 (pp. 48-49)

Contents

In this module you will...

Module 5:
Cavemen
and
Dinosaurs!
(pp. 50-57)

learn, read and talk about...	learn how to...	practice...	write...
<ul style="list-style-type: none"> cavemen dinosaurs T. Rex American Presidents (Culture Channel) fossils (Around the School!) 	<ul style="list-style-type: none"> talk about people in the past talk about what people did in the past talk about dinosaurs 	<ul style="list-style-type: none"> simple past (irregular) 	<ul style="list-style-type: none"> about Brachiosaurus about an important person from your country's history

Module check 5 (pp. 58-59)

In this module you will...

Module 6:
Fun Food!
(pp. 60-67)

learn, read and talk about...	learn how to...	practice...	write...
<ul style="list-style-type: none"> a TV program on pizza children making their favorite pizzas the history of pizza America's favorite foods (Culture Channel) breakfast around the world (Around the School!) 	<ul style="list-style-type: none"> talk about food describe your favorite food talk about quantity 	<ul style="list-style-type: none"> much/many/a lot of some/any 	<ul style="list-style-type: none"> about the history of potato chips a popular food in your country

Module check 6 (pp. 68-69)

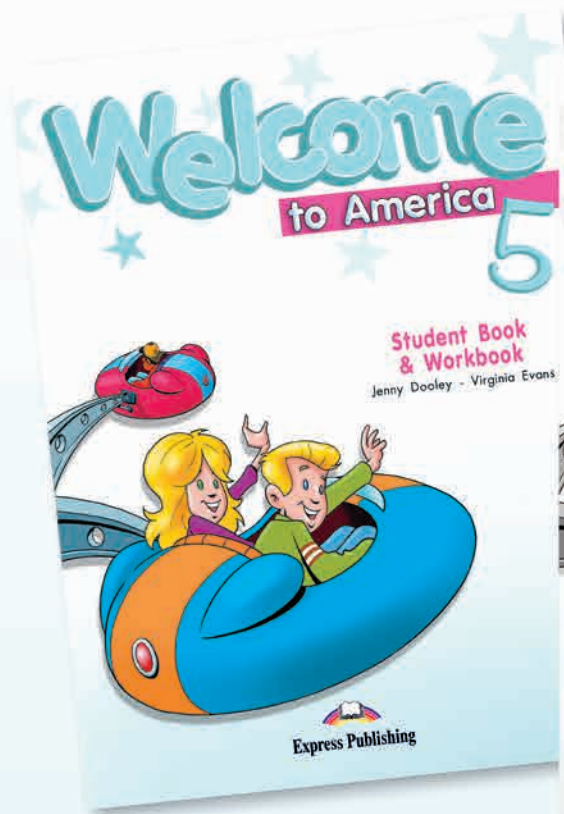
In this module you will...

Module 7:
Summer
Camp!
(pp. 70-77)


learn, read and talk about...	learn how to...	practice...	write...
<ul style="list-style-type: none"> children getting ready for their summer vacation Camp Masid Wendy's letter to Manuel a surf camp in Hawaii (Culture Channel) clothes for dogs (Around the School!) 	<ul style="list-style-type: none"> make predictions talk about plans and intentions 	<ul style="list-style-type: none"> be going to weather 	<ul style="list-style-type: none"> a letter to a friend from vacation about a vacation camp in your country.

Module check 7 (pp. 78-79)

Mother's Day!	pp. 80-81
Independence Day!	pp. 82-83
Workbook	pp. 85-105
Let's play!	pp. 106-107
Word list	pp. 108-110
Certificate of Achievement	p. 111



Student Book



Teacher's Book



DVD



Class CDs



Flashcards



Posters


Welcome

to America

6

Student Book
& Workbook

Jenny Dooley - Virginia Evans



Express Publishing

Contents

In this module you will...

Starter Module: Welcome to Boston!
(pp. 4-14)

learn, read and talk about...	learn how to...	practice...	write...
<ul style="list-style-type: none"> • <i>Oscar's first day in Boston</i> • <i>jobs</i> • <i>families</i> • <i>Oscar's first day at the school magazine</i> • <i>unusual pets</i> 	<ul style="list-style-type: none"> • <i>introduce yourself and meet others</i> • <i>talk about nationalities</i> • <i>talk about jobs</i> • <i>describe people</i> • <i>talk about pets</i> 	<ul style="list-style-type: none"> • <i>the verb 'to be'</i> • <i>question words</i> • <i>possessive case</i> • <i>possessive adjectives/pronouns</i> • <i>object pronouns</i> • <i>plurals</i> • <i>simple present</i> 	<ul style="list-style-type: none"> • <i>about your family</i> • <i>a letter to a friend describing your new friend</i> • <i>a description of your pet</i>

The Welcome Weekly (pp. 15-18)

In this module you will...

Module 1: Work and Play!
(pp. 19-33)

learn, read and talk about...	learn how to...	practice...	write...
<ul style="list-style-type: none"> • <i>Oscar's conversation with Kamal</i> • <i>daily routines</i> • <i>Oscar meeting Jack Michaels</i> • <i>Sumo wrestling</i> • <i>a summer camp</i> 	<ul style="list-style-type: none"> • <i>talk about daily routines</i> • <i>express preferences</i> • <i>talk about abilities</i> • <i>offer and accept/refuse invitations</i> 	<ul style="list-style-type: none"> • <i>simple present</i> • <i>adverbs of frequency</i> • <i>the verb 'can'</i> 	<ul style="list-style-type: none"> • <i>about what you usually do on Saturdays</i> • <i>a note to your friend</i> • <i>a brochure about a camp</i>

Module check 1 (pp. 32-34)

The Welcome Weekly (pp. 35-38)

In this module you will...

Module 2: Celebrations!
(pp. 39-51)

learn, read and talk about...	learn how to...	practice...	write...
<ul style="list-style-type: none"> • <i>the characters getting ready for Thanksgiving</i> • <i>the characters meeting to celebrate Thanksgiving</i> • <i>Oscar's letter to Eddy</i> • <i>pumpkin pie</i> • <i>the Indian Summer Festival</i> • <i>La Tomatina, a Spanish celebration</i> 	<ul style="list-style-type: none"> • <i>make offers</i> • <i>describe actions happening now</i> • <i>talk about fixed future arrangements</i> • <i>talk about food</i> • <i>give cooking instructions</i> • <i>give advice</i> 	<ul style="list-style-type: none"> • <i>present progressive</i> • <i>some – any – no</i> • <i>much – many – a lot of</i> • <i>a few – a little</i> • <i>should – shouldn't</i> 	<ul style="list-style-type: none"> • <i>a letter to your friend inviting him to a costume party</i> • <i>a recipe</i> • <i>an article about a festival</i>

Module check 2 (pp. 52-54)

The Welcome Weekly (pp. 55-58)

Contents

In this module you will...

Module 3:
Looking
Back
(pp. 59-71)

learn, read and talk about...	learn how to...	practice...	write...
<ul style="list-style-type: none"> • famous people • stories • important events in history • Mozart • Robert Louis Stevenson • inventions • the first steam engine • the history of roller coasters • a memorable day 	<ul style="list-style-type: none"> • talk about famous people • talk about past activities and abilities • compare means of transportation • report events in a story • express reactions and feelings • describe inventions and what they were used for 	<ul style="list-style-type: none"> • simple past • could/ couldn't • used to • comparisons • adjectives & adverbs 	<ul style="list-style-type: none"> • a biography • an article about the history of roller skates • a story

Module check 3 (pp. 72-74)

The Welcome Weekly (pp. 75-78)

In this unit you will...

Unit 10:
Mysterious
wonders!
(pp. 79-83)

learn, read and talk about...	learn how to...	practice...	write...
<ul style="list-style-type: none"> • the curse of King Tutankhamen • the Seven Ancient Wonders of the World 	<ul style="list-style-type: none"> • talk about the ancient wonders of the world 	<ul style="list-style-type: none"> • simple past 	<ul style="list-style-type: none"> • an article about the Colossus of Rhodes

Final check (pp. 84-86)

The Welcome Weekly (pp. 87-90)

Workbook	p. 91
Module 1	pp. 92-94
Module 2	pp. 95-97
Module 3	pp. 98-100
Unit 10	pp. 101-103
Let's play!	pp. 104-105
Irregular Verbs	p. 106
Word List	pp. 107-109
Certificate of Achievement	p. 111

7



scared



excited



artist




musician

Forever famous!

2 Listen and write **yes** or **no**.

- The children were late because they missed the bus.
- Robert Louis Stevenson was a Spanish writer.



3 Now, read and answer.

- When was Robert Louis Stevenson born?
- What's one of his best stories?

- 1 Mr. Finlay: Lia, where's my story about Robert Louis Stevenson? It's six o'clock.
Lia: Yes, sorry, Mr. Finlay. We were late getting to the library because we missed the bus.
Mr. Finlay: Well, don't delay! I want it today!
- 2 Oscar: So, who was Robert Louis Stevenson, anyway?
Kamal: He was a Scottish writer.
Oscar: Oh! When was he born?
Carmen: He was born in 1850, more than one hundred and fifty years ago.
- 3 Oscar: Did he look like that? Ugh!
Carmen: No! That's Mr. Hyde, one of Stevenson's characters!
Oscar: He's scary!
Kamal: *Dr. Jekyll and Mr. Hyde* is one of his best stories. Dr. Jekyll turned into Mr. Hyde, a horrible, ugly man.
- 4 Oscar: Ugh! Mr. Hyde was scary!
Lia: Ssh! Is anybody there?
Mr. Finlay: Why are you so scared? It's only me!



lawyer



battery



zipper



miss the bus



1700 = seventeen hundred
 1801 = eighteen-oh-one
 1925 = nineteen twenty-five
 2001 = two thousand and one

4 Look and practice the years.

- | | | |
|--------|--------|--------|
| 1 1751 | 4 1901 | 7 1900 |
| 2 1066 | 5 2000 | 8 1789 |
| 3 1892 | 6 1215 | 9 2008 |

5 Listen and repeat, then practice.

Who was Robert Louis Stevenson?
 He was a Scottish writer.
 When was he born?
 He was born in eighteen fifty.

 Robert Louis Stevenson • Scottish writer • 1850	 Elvis Presley • American singer • 1935	 Leonardo da Vinci • Italian artist • 1452
 Rudolf Nureyev • Russian dancer • 1938	 Charlie Chaplin • British actor • 1889	 Albert Einstein • German scientist • 1879

Grammar

He was born in 1970.
 She studied Art in college five years ago.
 They went to London last summer.
 Did you see Michael yesterday?
 We did not (didn't) hear the bell.

6 Read and fill in. Then match.



A We 1) (hear) a loud scream. Then, in front of us, I 2) (see) the terrible dog. Its mouth and teeth 3) (be) huge! Suddenly, it 4) (jump) at Sir Henry and he 5) (fall) to the ground. The dog's teeth 6) (go) for Sir Henry's throat ...

B We 1) (sail) very early in the morning. I 2) (feel) really tired, but everything 3) (be) new and interesting. The men 4) (be) good sailors and the captain 5) (know) his job well. All the men on the ship 6) (like) Long John Silver. Silver 7) (be) always pleased to see...



7 Ask and answer.





- 1 A: When did Neil Armstrong walk on the moon?
 B: He walked on the moon in 1969.

Grammar

I could swim when I was five.
 He could not (couldn't) walk until he was three.
 Could you play the guitar when you were six?
 Yes, I could./No, I couldn't.

8 Read, look at the pictures and write the words.


Wolfgang Amadeus Mozart was a famous composer and musician. He was born on

January 27th, 1756. As a 1)  child, Mozart was very smart. He could 2)  play the piano when he was only four years

old. At the age of five, he could play the

3)  , too!
 Mozart couldn't 4)  until

he was three! But, strangely, he could write

5)  when he was that age!

At the age of six, he could do a lot of tricks – he could play the piano with his

6)  behind his back! He

could play a piece of music after listening to it only once, but he couldn't 7)

 very well!

Mozart was a very smart child and he grew up to become a brilliant composer and musician. His music is still very popular all over the world!

Now, read again and match.

- | | |
|-------|--------------------|
| age 3 | play the violin |
| age 4 | do a lot of tricks |
| age 5 | write music |
| age 6 | play the piano |

At the age of three, Mozart could write music.

9 Read and fill in.



Robert Louis Stevenson

1 Robert Louis Stevenson was a famous Scottish writer. He was the person who created characters such as Dr. Jekyll, Mr. Hyde and Long John Silver.

People all over the world, young and old, still read his popular stories.

2 Robert Louis Stevenson was born in Edinburgh, Scotland in 1850. As a child, he was often sick in bed, so he read a lot of books. He loved reading stories and began writing when he was very young. Stevenson studied

at Edinburgh University. His father wanted him to be an engineer, but Stevenson didn't like the idea. Instead, he agreed to become a lawyer.

3 In 1880, Stevenson married an American woman, Fanny Osbourne. Together they traveled to many different countries! Finally, in 1890, they decided to live on the island of Samoa. Some of Stevenson's greatest stories are 'Treasure Island', 'Kidnapped' and 'The Strange Case of Dr. Jekyll and Mr. Hyde'.

4 Robert Louis Stevenson died in 1894, at the age of 44. He died young, but he left behind his wonderful stories for us to remember him by!



1 1850 – Robert Louis Stevenson was born in Edinburgh, Scotland.

2 1880 –

3 1890 –

4 1894 –

10 Now, read again and match the headings to the paragraphs.

- early years (when/ where born, education, etc.): Paragraph **2**
- when died, comments: Paragraph
- name, why famous: Paragraph
- later years (marriage, famous works, etc.): Paragraph

Portfolio

11 Write a biography of Mark Twain.

8



antique shop



printing press




telescope

It looks very old!

2 Listen and check (✓) the names of the objects you hear.

- 1 an old lamp
- 2 an old vase
- 3 an old washing machine

- 4 an old electric heater
- 5 an old clock
- 6 an old thermometer



1 Lia: Mom! Mom! Oh, what's this?
 Kamal: It looks very old!
 Lia: It's from Mom's antique shop! People bring her the most unusual things!

2 Oscar: But what is it?
 Carmen: I think it's an old lamp.
 Kamal: No! Old lamps were bigger than that. It's an old vase.

3 Lia: I don't think it's a vase. I think it's an old electric heater.
 Oscar: It's very strange!

4 Mom: Hello, everyone!
 Lia: Mom, what was this used for?
 Mom: Oh, it was used for measuring the temperature. It's an old thermometer!

Oscar: Ugh! It's very big. Did they put that in their mouths?
 Mom: No, Oscar!

3 Now, read and write: **Lia, Mom, Kamal or Oscar.**

- 1 "It's from Mom's antique shop." **Lia**
- 2 "Old lamps were bigger than that."
- 3 "It's very strange."
- 4 "It's an old thermometer."



electric heater




thermometer



washing machine



4 Listen and repeat. Then practice.







Grammar


THEN
I used to live in New York.

NOW
I live in Boston.

5 Look, read and practice.

- cook the meals
- make the beds
- clean the house
- go shopping
- do the dishes
- walk the dog

-  • measure the temperature
-  • keep rooms warm
-  • look at the stars
-  • thermometer
-  • electric heater
-  • telescope



-  • take photos
-  • wash clothes
-  • print books
-  • camera
-  • washing machine
-  • printing press

1 Dr. Idle used to cook the meals.
Now, Chip cooks the meals.



Grammar

Cars are **faster than** bikes.
 Planes are **the fastest of** the three.
 CD players are **more expensive than** radios.
 TVs are **the most expensive of** the three.

but

good - better - best
 bad - worse - worst

6 Read and fill in.



George and Robert Stephenson built the first steam train, 'The Rocket', in 1829. The first trains had a lot of problems and they were very slow! In 1830 there was a famous race between a train and a horse – the horse was 1) **faster (fast)** and won! By 1870, trains became 2) (**popular**) and 3) (**easy**) to run.

By 1895, people started using electric trains. Electric trains were 4) (**clean**) and 5) (**quiet**) than steam trains. By 1920, most countries in Europe had railroads. Today, there are railways all over the world. The 6) (**fast**) trains in the world are in France! The 7) (**long**) railway in the world is in Russia! Some of the 8) (**good**) and 9) (**comfortable**) trains are in Japan and Europe. On these trains you can find beds, restaurants, gift shops and even hairdressers!

These days, traveling by train is definitely 10) (**fast**) than riding a horse!

7 Read and match the opposites.

- | | |
|---------------|-----------------|
| 1 fast | a dangerous |
| 2 popular | b light |
| 3 safe | c noisy |
| 4 quiet | d uncomfortable |
| 5 clean | e slow |
| 6 easy | f difficult |
| 7 heavy | g unpopular |
| 8 comfortable | h dirty |

8 Look and practice. Choose adjectives from Ex. 6.



Planes are faster than trains.

Now, ask and answer.

- A: Which do you think is the most comfortable way of traveling?
 B: I think planes are the most comfortable way of traveling.

The History of Roller Coasters!



1 People in Russia rode the first kind of roller coaster more than five hundred years ago. In the beginning, they were just slides made of wood and covered with ice. People climbed a set of stairs behind the slides and slid all the way down the front. It was a fast and enjoyable ride! The slides were very popular and soon warmer countries began to build them.

these rides were dangerous and there were a lot of accidents, so they weren't very popular. Later, in 1884, an inventor called LaMarcus Adna Thompson built a safer roller coaster on Coney Island in New York City, USA. This roller coaster was very popular and more people began to ride on it. In the 1900s a man called John Miller designed better roller coasters that were bigger and faster.

2 By 1700, they built slides that didn't need ice, so rides became bigger and bigger. They were called Russian Mountains. At first,

3 These days, roller coasters are the most popular attraction at any amusement park, because people love rides that are fast and exciting!

9 Read and answer. Then write the paragraph number (1-3) in which you found the answer.

- 1 Who rode the first roller coasters?
People in Russia. 1
- 2 Which inventor built a roller coaster on Coney Island?
.....
- 3 Where can you find roller coasters today?
.....
- 4 What were the first roller coasters like?
.....
- 5 Why weren't the Russian Mountain rides popular at first?
.....
- 6 Why were John Miller's roller coasters better?
.....

10 Look and write: **inventor, slide, amusement park or roller coaster.**



inventor 1 2



3
 4

11 Read again and match.

- | | |
|--------------------------------------|---------------|
| 1 Roller coasters today, comments | a paragraph 1 |
| 2 The first roller coasters | b paragraph 2 |
| 3 How roller coasters became popular | c paragraph 3 |

Portfolio

12 Write an article about the history of roller skates.

9




break



fall off

A day to remember!


2  Listen and put the pictures in the right order.

3 Now, read and check your answers.

A 1



B



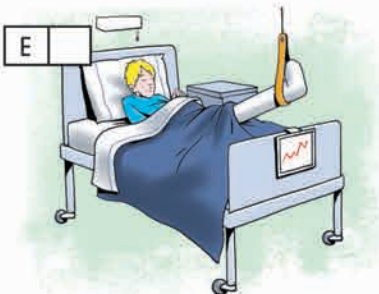
C



D



E



F



A Day to Remember!

by Kamal Patel

What's one of the best days of your life? Last week I visited my friend, Dale Hall, in the hospital and he told me a wonderful story.

"I broke my leg two weeks ago when I fell off my bike. This happened two days before my birthday and I was in the hospital for my big day, so of course, I felt really unhappy. I wanted to go and see Mickey Mann, my favorite singer. He was in town for one night only, and I couldn't go! I felt terrible.

"On the morning of my birthday, I woke up and I saw my mom and dad by my bed. My dad had a big smile on his face. 'Close your eyes,' he said happily. 'We have a birthday surprise for you!' I quickly closed my eyes and waited. Suddenly, I heard a guitar playing loudly, so I opened my eyes and guess who was there! Mickey Mann! He sang 'Happy Birthday!' to me, then we had breakfast together before he went to practice for his concert.

"As he left, he smiled and waved goodbye. He made me feel very special that day. It was definitely the best day of my life!"



concert



annoyed



worried



4 Read again and answer the questions.

- 1 When did Dale break his leg?
- 2 How did he break it?
- 3 How did Dale feel? Why?
- 4 Who did he see by his bed?
- 5 Why did Dale's parents tell him to close his eyes?
- 6 What did he hear when he closed his eyes?
- 7 Who was there when he opened his eyes?
- 8 What did Mickey Mann sing?
- 9 How did Dale feel that day?

Now, talk about the best day of Dale's life.

Two weeks ago, Dale fell off his bike and broke his leg. This happened two days before his birthday. He felt ...

5 Over to you! Talk with your friend.

- 1 What was the best day of your life?
- 2 How old were you then?
- 3 What happened?
- 4 How did you feel?

6 Listen and repeat.

The engineer wrote a strange song for the young singer!

Grammar

He is a quiet man.
He walked quietly into the room.

happy - happily
beautiful - beautifully

but

good - well fast - fast

7 Read, choose and answer.

- I don't have anything to do.
- I'm having a party today.
- I don't like spiders.
- I have a test tomorrow.
- My brother broke my rollerblades.
- I went to bed late last night.

- 1 Why are you so bored?
Because I don't have anything to do.
- 2 Why are you so annoyed?
- 3 Why are you so tired?
- 4 Why are you so afraid?
- 5 Why are you so excited?
- 6 Why are you so worried?

8 Read and write.

It was a cold, dark night and the old house was empty. The two young boys opened the door 1) slowly and walked in 2) The wooden stairs creaked 3) as the boys walked 4) upstairs. They spoke 5) to each other because they both felt very scared. Suddenly, a huge black cat ran 6) out of one of the bedrooms and they screamed 7)

SLOW
SILENT

NOISY
CAREFUL

QUIET

QUICK

LOUD





Grammar

The movie started **as** I went into the theater. As soon as he sat down to eat, there was a knock on the door.

Suddenly, I heard a loud scream from the garden.

She looked around, **then** closed the door and left.



Ray Black 4) **drove/** walked slowly across the hot sand. It was another bright, sunny day in the South of France. "What a great vacation!" he 5) **asked/** thought to himself. Suddenly, he 6) **heard/** listened a scream and turned around quickly.

9 Read and write: **as, then, as soon as** or **suddenly**.

- 1 **As soon as** he opened the door, a huge dog jumped on him.
- 2 I was in bed., I heard a noise downstairs.
- 3 He waved sadly to me the train left the station.
- 4 She read the letter, threw it into the fire.
- 5 I called my parents I heard the good news.
- 6 , I saw a bright light in the sky!

11 Read the endings and match them to the beginnings in Ex. 10.

A Rosie climbed into the boat and thanked Ray again. "Call me when you get back to Boston," she said, smiling. "I can't swim very well, but I'm a great cook. You can come over to my house for dinner!"

B She ran happily into the classroom. "This is the best day of my life!" she shouted to her friends, Beth and Linda. "Guess what happened to me on the way to school today!"

10 Listen to the beginnings of two stories and circle.




Ellie Soames 1) **hated/** liked Monday mornings. They were always so boring. "Why doesn't anything exciting ever 2) **happen/fall** to me?" she wondered as she 3) **drove/got** on the school bus.

Choose teams. Your teacher gives you a verb and you must find an adverb that goes with it.

- Teacher: **Shout!**
 TA S1: **Silently.**
 Teacher: **No.**
 TB S1: **Loudly.**
 Teacher: **Good! 1 point.**

12 Look and fill in the bubbles.

- "Why are they going next door?"
- "Oh, no! What happened?"
- "Sorry! I'm in the wrong house!"
- "Someone stole all my things! Please come quickly!"



Now, read and write.

It 1) **was** (be) Friday evening. Ted Branson 2) (arrive) home from work late and he was tired and hungry.

When he 3) (get) to his front door, he 4) (see) that it was open. He 5) (feel) really worried. "Oh no! What happened?" he 6) (say) to himself as he 7) (walk) carefully inside. He 8) (stand) in his living room and 9) (look) around. He couldn't believe his eyes. The room was completely empty. No furniture, no TV, no pictures. Nothing!

He 10) (take) his cell phone from his pocket and quickly 11) (call) the police. "Someone 12) (steal) all my things! Please come quickly. I

live at 9 Beech Street." he 13) (shout).

Ten minutes later, Ted 14) (hear) the police car outside, so he went to the door. Two policemen got out of the car and 15) (run) to the house next to Ted's. "Why are they going next door?" he wondered. Suddenly, Ted 16) (notice) the number seven on the door in front of him.

He 17) (call) to the two policemen and 18) (try) to explain his mistake to them. "Sorry! I'm in the wrong house", he said. "I was really tired and I 19) (think) this house was mine." He felt really silly, but he was happy that he still 20) (have) all his things!

13 Read again and answer.

- 1 When did the story happen?
On Friday evening
- 2 Who is the story about?
- 3 How did Ted feel when he arrived home?
- 4 Why did Ted feel worried?
- 5 What did he see when he walked into the living room?
- 6 What did he do?
- 7 Who arrived ten minutes later?
- 8 Where did the two policemen go?
- 9 What did Ted suddenly notice?
- 10 Why did he call to the two policemen?
- 11 How did Ted feel in the end?

Portfolio

14 Write a story about someone's best day.

Module check 3

★ Vocabulary

1 Read and match. (16 points)



- 0 This prints books.
 1 We use this to keep us warm.
 2 We use this for washing clothes.
 3 We can see far away things through this.
 4 We can take photos with one of these.
 5 We measure the temperature with this.
 6 We can use this to fasten our clothes.
 7 We can buy old furniture, etc. from this place.
 8 We can use one of these to make a machine work.



- | | |
|-------------------|-------------------|
| a electric heater | f camera |
| b zipper | g washing machine |
| c telescope | h thermometer |
| d battery | i printing press |
| e antique shop | |



- 0 | 1 2 4 6 8
 1 3 5 7



16



2 Look and write. (8 points)

0  t i r e d 

1  ----- 

2  ----- 

3  ----- 

4  ----- 

8

★ Grammar

3 Read and write. Use simple present or simple past. (12 points)

- 0 I watched (watch) a movie last night.
 1 (you/take) the bus to work every day?
 2 Gary first (meet) Jane at a soccer game.
 3 Mr. Sims (not/usually/wear) jeans.
 4 He (not/take) piano lessons as a young child.
 5 We (see) some giraffes at the zoo yesterday.
 6 My father (usually/play) golf on Sundays.

12

4 Read and underline. (8 points)

- 0 This is a library. You must talk quiet/quietly in here.
 1 She's a good/well student. She always works hard.
 2 "It's nice to see you!" he said happy/happily.
 3 My mother bought me a beautiful/beautifully dress for my birthday.
 4 Be quiet/quietly! You're making too much noise.
 5 My father always drives careful/carefully.
 6 Peter ran quick/quickly to the bus stop.
 7 I was very angry/angrily with my mother.
 8 This is a very nice/nicely shirt!

8

Units 7 - 9

5 Use the notes and write about Marty Rich. (8 points)



Then

O **be poor** 1 live in a small flat 2 work as a waiter 3 drive an old car 4 play soccer

Now

O **be rich** 1 live in a big house 2 work as a singer 3 drive a sports car 4 play golf

O Marty Rich used to be poor. Now he is rich.

- 1
- 2
- 3
- 4

	8
--	---

6 Read and circle. (10 points)

- O **a** Cars are faster than bikes.
 b Cars are more fast than bikes.
- 1 a Trains are more comfortable than buses.
 b Trains are the most comfortable than buses.
 - 2 a Cars are the most popular of motorcycles.
 b Cars are more popular than motorcycles.
 - 3 a Traveling by plane is the more expensive way of all.
 b Traveling by plane is the most expensive way of all.
 - 4 a Boats are slower than trains.
 b Boats are slower of trains.
 - 5 a Traveling by plane is the safest way of all.
 b Traveling by plane is safest way of all.

	10
--	----

★ Communication

7 Read and match. (8 points)

- | | |
|------------------------------|------------------------------------|
| O When could you read? | a No, they were slow. |
| 1 What was this used for? | b A famous Spanish painter. |
| 2 Were trains fast at first? | c When I was five. |
| 3 Why are you so angry? | d It was used for washing clothes. |
| 4 Who was Picasso? | e Because my sister lost my watch. |

O c 1 2 3 4

	8
--	---

★ Reading

8 Read and write **yes** or **no**. (10 points)



Elvis Presley was one of the most popular singers of his time. He was called 'The King of Rock 'n' Roll' and almost thirty years after his death, people still listen to his music.

Elvis Aaron Presley was born on January 8, 1935, in Mississippi, USA. He won a singing contest at the age of six and played his first guitar at the age of eleven. As a young man, Elvis worked as a truck driver before he became a singer.

He had his first hit, 'Heartbreak Hotel', in 1956. In the same year, he made his first movie, 'Love me Tender'. In 1958, Elvis joined the army and went to Germany. There he met Priscilla Beaulieu. They married in 1967. Elvis became one of the richest singers in history. During his lifetime he recorded a large number of songs and many of them were big hits. He performed his last concert on June 26, 1977.

Sadly, Elvis died shortly after on August 16. He was only 42 years old. 'The King' is dead, but his legend lives on!

Units 7 - 9

- 0 Elvis Presley was born on January 8, 1935. yes
- 1 He won a painting contest at the age of six.
- 2 He played his first guitar when he was eleven.
- 3 His first movie was called 'Heartbreak Hotel'.
- 4 He met Priscilla Beaulieu in Mississippi.
- 5 He performed his last concert in the year he died.

10

★ Writing

- 9** Look at the table about Rudolf Nureyev, the famous dancer, and answer the questions. (10 points)

Rudolf Nureyev - A Famous Dancer

March 17, 1938	born in Russia
New Year's Eve 1945	watched his first ballet and decided to become a dancer
1953	became a professional dancer
1955	studied at Leningrad Ballet School
1958	joined the Leningrad Kirov Ballet
1961	moved to Paris
1962	performed his first ballet for the Royal Ballet in London
1993	died in Paris at the age of 53

- 1 Who was Rudolf Nureyev?
- 2 When and where was Rudolf Nureyev born?
- 3 What happened on New Year's Eve 1945?
- 4 When did he become a professional dancer?
- 5 Where did he study?
- 6 What did he do in 1958?
- 7 When did he move to Paris?
- 8 When did he perform his first ballet for the Royal Ballet in London?
- 9 When did Rudolf Nureyev die?
- 10 How old was he when he died?

10

- 10** Now, use your answers to write about Rudolf Nureyev. (10 points)

10

Total		100
-------	--	-----

Check (✓) the correct box.

Now I can	very well	OK	not very well
talk about inventions and feelings			
talk about past habits and activities			
say dates			
write about a famous person			

The

Vol. #4
www.welcomewkly.us

Welcome Weekly



The Darlings of Hollywood!
We take a look at two legendary child actors.



Girl Power!
Read about two women who helped change American history.



Professor McDuff
struggles with the laundry in this episode!



'In Stereo!'
takes you back in time with our latest song!
'Those Days of Old!'

75



Born to perform!

Hollywood is famous for its actors and over the years many legends were created there. In particular, child actors were the darlings of a generation in the early years of the movie business. Many grew up to be well-known names worldwide.

Frances Ethel Gumm – or Judy Garland as she is known – was born on June 10, 1922 in Minnesota, USA.

She had two sisters and from an early age they appeared together in short movies and sang on local radio shows. Judy recorded her first song in 1936.

Judy joined MGM studios when she was 13. Between 1939 and 1950 she made twenty-two films, including the ever-famous *The Wizard of Oz*.

Judy grew up to be a legend in her own lifetime, and to this day has thousands of fans all over the world.

Sadly, Judy died before her time – she was just 47 – on June 22, 1969.



Roddy McDowall was born in London on September 17, 1928.

He made his first film, *Yellow Sands* when he was only 10.

His family moved to Hollywood in 1940 and Roddy soon became a well-known child actor. His most famous film as a child is *Lassie Come Home* (1943).

In later years, as an adult, Roddy starred in many more films, including *Cleopatra* and *Planet of the Apes*, and also starred as the Bookworm in the *Batman* series.

Roddy died on October 3, 1998 at the age of seventy, and Hollywood lost one of its 'best friends'.

Read and write **J** for Judy Garland or **R** for Roddy McDowall.

This actor ...

- 1 was born in the USA.
- 2 moved to Hollywood in 1940.
- 3 starred in *The Wizard of Oz*.
- 4 made a film with a famous dog.
- 5 died very young.

ZOOM IN

Send us a paragraph about your favorite child actor.

Include: • photos/pictures • short description





Famous Native American Women

1 Look at the pictures and read the names. What do you know about these women? Read quickly and check your answers.

Pocohontas was a princess of the Algonquin tribe from Virginia. There she met Captain John Smith from England in about 1607. They became good friends when she saved his life.



However, she didn't marry John Smith, she married another Englishman, John Rolfe, and went with him to England. She became very popular there and was called 'Lady Rebecca'.

She died of smallpox – a dangerous illness – at the very young age of 22.



Sacajawea was a member of the Shoshoni tribe from Idaho. She was the interpreter for the Lewis and Clark expedition in 1804. She led the explorers over the Rocky Mountains to the Pacific Ocean, making Lewis and Clark the first white Americans to do this. She knew the customs and language of other Native Americans and knew how to ask for horses and fresh water when they needed them.

Sacajawea was a strong peaceful woman and thanks to her the expedition was a success.

2 Read and write True or False.


- 1 Pocohontas was a princess.
- 2 Pocohontas married John Smith.
- 3 Pocohontas lived a long life.
- 4 Sacajawea was a member of the Algonquin tribe.
- 5 Sacajawea knew the customs of other native Americans.
- 6 Sacajawea was a strong, peaceful woman.

ZOOM IN

Send us a short paragraph about a famous woman from your country.

Include: • photos/pictures • why she is famous

Episode 4



Read and write **yes** or **no**.

- 1 The Professor is trying to make a self-cleaning closet.
- 2 The Professor got the idea from a letter.
- 3 The Professor's closet first washes the clothes, then irons them.
- 4 The Professor needs some new clothes.

IN STEREO


Those Days of Old!



Where did they go
Those days of old?
What happened to all those dreams?
How did they manage to fill our globe
With all those amazing things?




TVs, stereos, telephones,
Cars and airplanes!
A better life for everyone,
A world with bikes and trains!



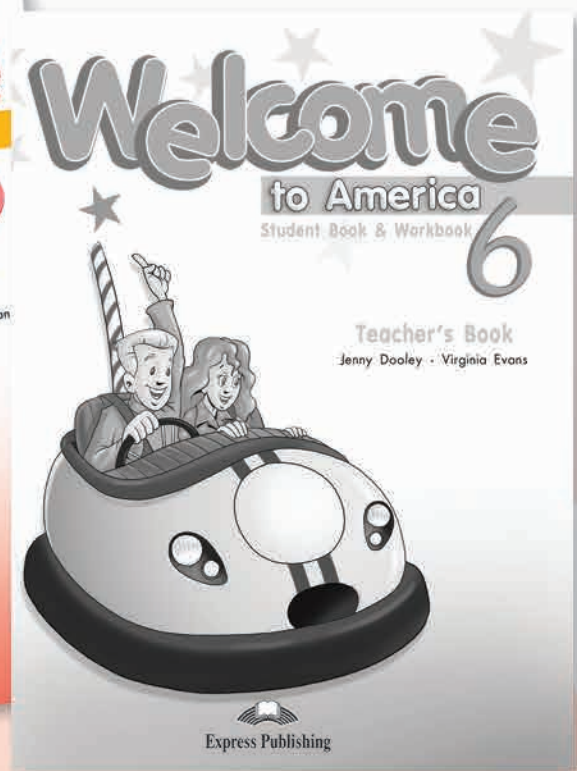
Which one was the best idea?
Which do you like most?
Think of sneakers, think of jeans,
Think of skates and boats.

So, don't dismiss your history,
Don't forget about the past!
Try hard to make a better life
And make your own dreams last!





Student Book



Teacher's Book



Flashcards



DVD




Class CDs

An added feature in Welcome to America 6 is the **Welcome Weekly**. It is a colorful teenage magazine that includes:

- aspects of American culture
- cross-curricular sections
- a cartoon strip in episodes
- songs



Posters



Express Publishing



DISLIBROS
¡Aprendiendo para la vida!



DISLIBROS

¡Aprendiendo para la vida!

