



**DISLIBROS**  
¡Aprendiendo para la vida!



**Express Publishing**

# THE FLIBETS

Jenny Dooley - Virginia Dooley

A world of fun!  
A world of learning!  
The Flibets' Way!



Express Publishing



## CONTENTS

<b>S</b>	Hello! .....	4-7
<b>1</b>	My class .....	8-17
<b>2</b>	My family .....	18-27
<b>3</b>	My toys .....	28-37
<b>4</b>	My food .....	38-47
<b>5</b>	My face .....	48-57
<b>6</b>	My pet .....	58-67
<b>7</b>	My clothes .....	68-77
<b>8</b>	At the beach .....	78-87
	● Phonics .....	88-95
	● My Picture Dictionary .....	96-103
	● Mother's Day .....	104
	● Stickers	



## CONTENTS

<b>S</b>	Hello! .....	4-7
<b>1</b>	My room .....	8-17
<b>2</b>	My classroom .....	18-27
<b>3</b>	Jobs .....	28-37
<b>4</b>	My toys .....	38-47
<b>5</b>	At the farm .....	48-57
<b>6</b>	My food .....	58-67
<b>7</b>	My body .....	68-77
<b>8</b>	The weather .....	78-87
	● Phonics .....	88-95
	● My Picture Dictionary .....	96-103
	● Father's Day .....	104
	● Stickers	



## CONTENTS

<b>S</b>	Hello! .....	4-7
<b>1</b>	My house .....	8-17
<b>2</b>	My school .....	18-27
<b>3</b>	My party .....	28-37
<b>4</b>	My body .....	38-47
<b>5</b>	Wild animals .....	48-57
<b>6</b>	My food .....	58-67
<b>7</b>	My world .....	68-77
<b>8</b>	My summer holiday .....	78-87
	● Phonics .....	88-95
	● My Picture Dictionary .....	96-103
	● Children's Day .....	104
	● Stickers	



# THE FLIBBETS

Jenny Dooley - Virginia Dooley



## STARTER



Express Publishing

Gradual introduction of vocabulary with increasing number of words per level

Presentation of new words (first set)

3



# My toys Lesson 1

## New words



New words presentation on the IWB

28

- 1 Listen & say.
- 2 Colour.
- 3 Point & say.

**Vocabulary:** ball, doll, teddy bear  
**Structures:** What's this? (It's) a ball. A red ball.



Short instructions for teachers

Target language

Visual instructions for pupils




Variety of exercises to enhance language

1 Look & circle the toys.

2 Point & say.

**Vocabulary:** ball, doll, teddy bear, blue, green, red, yellow

**Structures:** (Find a yellow doll, please.) Here it is!



## Lesson 3

## Let's sing!



30

- 1 Listen & say.
- 2 Trace.
- 3 Listen & sing.

**Vocabulary:** ball, doll, teddy bear, one, two, three  
**Structures:** (Count with me:) one, two, three teddy bears.

Songs to reinforce new  
language in a fun way




Development  
of pupils'  
thinking skills




- 1 Point, count & say.
- 2 Think & match.

Vocabulary: ball, doll, teddy bear, one, two, three  
Structures: Count with me: one, two. Two teddy bears!



## Lessons 5 - 6



AB, p. 20



1 Watch.

2 Tell the story.




 Act out: 'Find my red ball, please.' 'Here it is!'

Drama



# Lesson 7

# Values Be tidy!




# Lesson 8

AB, p. 21

# CLIL: Maths!



1 2 3



1 2 3



1 2 3



1 2 3



1 2 3




1 2 3

1 Count & circle.

2 Point & say.

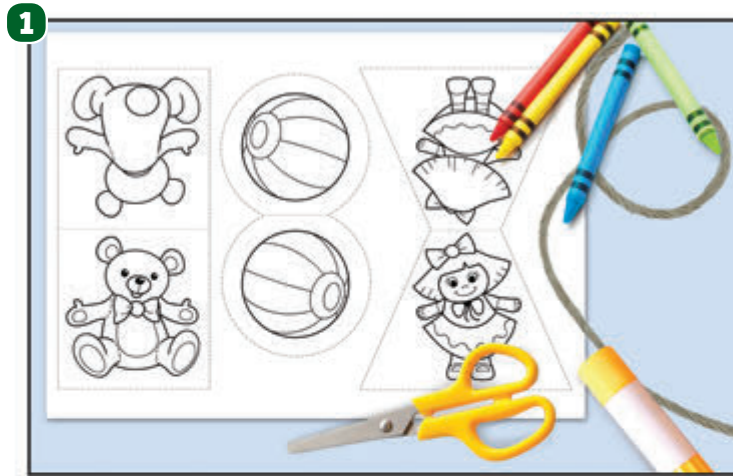
**Vocabulary:** ball, doll, teddy bear, book, crayon, pencil, one, two, three

**Structure:** Count with me: one, two. Two crayons.



## Lesson 9

# Show the class!



# Lesson 10

AB, p. 22-23

# Now I can say ...




Stickers promoting a hands-on revisional approach

Reward sticker

- 1 Point, count & say.
- 2 Find & stick.



**Vocabulary:** ball, doll, teddy bear, one, two, three  
**Structure:** Look! One teddy bear.





AB, p. 56

# My toys



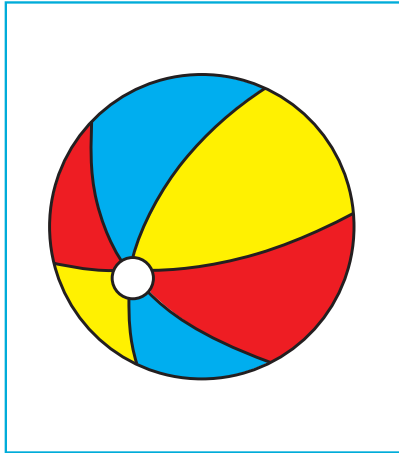


- 1 Listen & say.
- 2 Trace the letter.
- 3 Colour & say.





My Picture  
Dictionary



# Mother's Day

## Special Days

Extra worksheets  
in the  
Teacher's Book  
& *The Flibets*  
microsite



# THE FLIBBETS



## Activity Book

### STARTER

Jenny Dooley - Virginia Dooley



Express Publishing

3



**My toys**

**Lessons 1 - 2**



# Lessons 3 - 4



1



2




3

★ Match.



# Lessons 5 - 6



# Lessons 7 - 8



★ Count & circle.

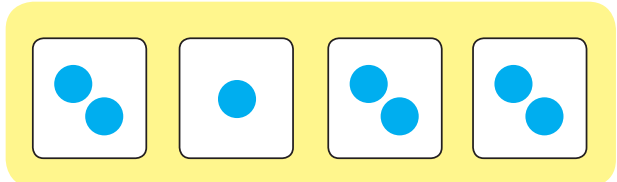
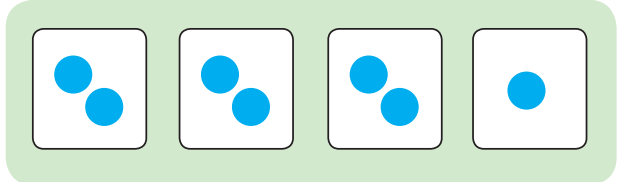
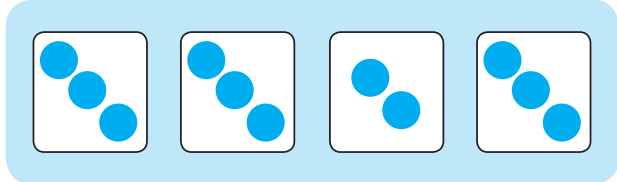


# Lessons 9 - 10


A



B







# Let's play!



★ Colour the shapes with the dots. What is it?







# 1



## My room Lesson 1



8

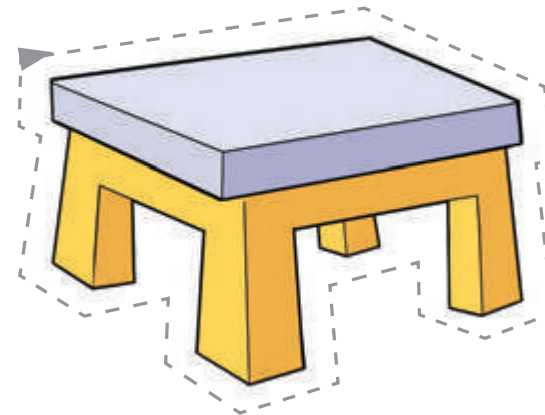
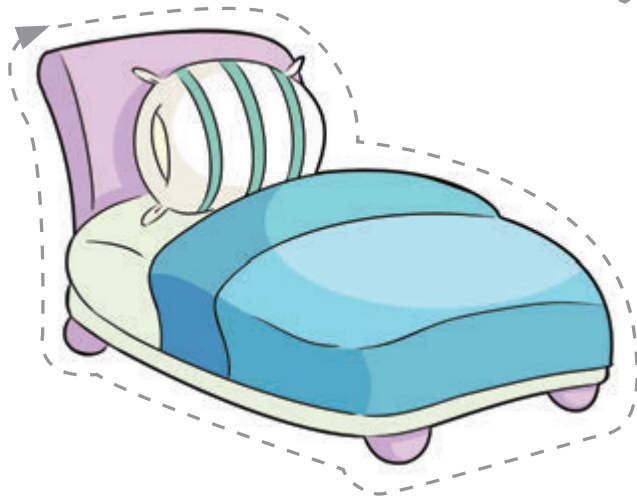

1 Listen & say.

2 Listen & circle.

3 Point & say.

Vocabulary: bed, chair, table, toy box  
Structures: What's this? (It's a) bed.







1 Trace.

2 Point & say.

Vocabulary: bed, chair, table, toy box  
Structure: What's this? It's (a bed).







1 Point & say.

2 Think & circle.

Vocabulary: bed, chair, computer, robot, mat, toy box  
Structure: Where's the ...? It's (in/on/under) ...




# Lessons 5 - 6

1



2





3



4



AB, p. 8




1 Watch.


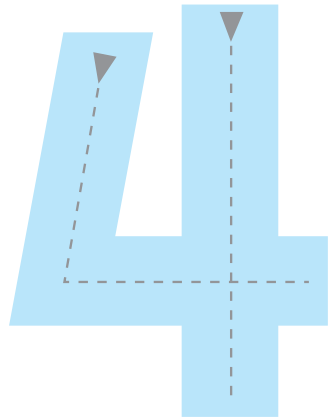
2 Tell the story.



Act out: 'Is Kit in the toy box?' 'Yes, look! Kit is in the toy box.'








- 1 Listen & say.
- 2 Trace & match.
- 3 Listen & sing.

Vocabulary: robot, computer, toy box, four, five, six  
Structures: Count with me: four, five, six







1 Point & say.

2 Find & stick.

**Vocabulary:** bed, chair, computer, robot, mat, table, toy box

**Structures:** What's this? It's (a bed). Where's ...? It's ...



# 3



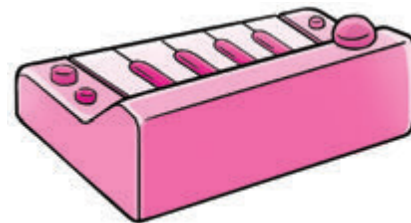

## My party Lesson 1



- 1 Listen & say.
- 2 Listen & trace.
- 3 Point & say.

Vocabulary: drum, guitar, piano, trumpet  
Structures: What's this? It's (a drum).

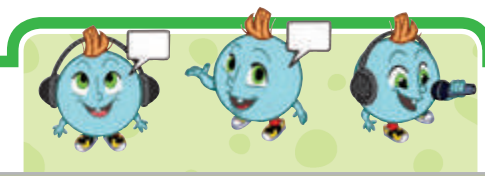





- 1 Look & colour.
- 2 Point & say.

Vocabulary: drum, guitar, piano, trumpet  
Structures: Wow! A (blue drum).








1 Point & say.

2 Think and colour.

Vocabulary: balloons, candles, drum, guitar, lollipops, piano, presents, trumpet  
Structures: How many ...?



# Lessons 5 - 6



AB, p. 20

5



6




7







8



1 Watch.    2 Tell the story.     Act out: 'This is for you!' 'Thank you!'







1 Listen & say.

2 Point & say.

3 Match.

Vocabulary: circle, rectangle, square, triangle  
Structure: What shape is it? (Circle.)







- 1 Point & say.
- 2 Find & stick.

**Vocabulary:** balloons, candles, drum, guitar, lollipops, piano, presents, trumpet  
**Structure:** Wow! A (drum). Thank you. How many? Count.





## For Pupils

- Pupil's Book with stickers
- Activity Book with character cutouts
- Certificate

*The Flibets* app with: 

- Animated stories
- Animated songs
- CLIL videos

OK 

## For Teachers

- Pupil's Book
- Activity Book
- Teacher's Book with extra activity worksheets
- Class CDs
- IWB
- *The Flibets* app
- Teacher's Extended Pack (for all three levels) with:
  - Banners/Posters
  - Flash cards
  - Story cards
  - Stamp
  - Zac puppet
  - Big Story Book (one per level)



# THE FLIBETS



**The Flibets** is a 3-level course with 8 themed modules per level designed for pre-primary children. Zac and his friends introduce pupils to their fantasy world through English, engaging them with exciting stories and stimulating activities. The course contains a combination of elements which fully support teachers in the classroom and make learning fun for pupils.

Visit **The Flibets' microsite** [www.theflibets.co.uk](http://www.theflibets.co.uk) for extra resources!



Express Publishing



**DISLIBROS**  
¡Aprendiendo para la vida!





**DISLIBROS**

¡Aprendiendo para la vida!



**Contactar un Asesor**



[www.dislibros.com](http://www.dislibros.com)